

Army

Air Force

Assam Rifles

How do I Vote

A guide for Service Voters

Armed Police Force of a State
serving outside that state

Navy
Central Industrial Security Force

Indo Tibetan Border Force

Central Reserve Police Force

Army

Assam Rifles

GRF in Border Road Organisation

Coast Guard

Indo Tibetan Border Force

Army

GRF in Border Road Organisation

Coast Guard

Border Security Force

Navy

Government of India officials posted outside India

Assam Rifles

Air Force

Central Industrial Security Force

Who is a Service Voter

1

Those serving in the Armed Forces of the Union

2

Those serving in a Force to which the Army Act 1950 applies (Assam Rifles, CRPF, BSF, ITBF, GREF in Border Road Organisation, Central Industrial Security Force etc.)

3

Those employed under the Government of India, in a post outside India

4

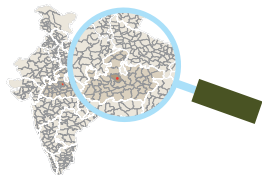
Member of an Armed Police Force of a State, and serving outside that state

Wife of a Service Voter, if she is ordinarily residing with him, shall also be eligible to be enrolled in the part meant for Service Voters in the constituency concerned*

* This facility is not available to the husband of a female service voter under the existing law

Getting Started: Registration in the Electoral Roll

Enrol as a Service Voter



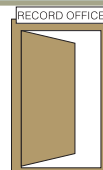
Find out the name of your Constituency and Part in the district/state of residence



Fill 2 copies of

- ♦ **Form 2** for Armed forces;
- ♦ **Form 2A** for Armed Police Force;
- ♦ **Form 3** for Govt officials serving abroad

Fill the Declaration Form & submit to the Record Office or nodal officer



Wife of a Service Voter can be enrolled in the same part on the basis of declaration made by her husband in the form and no separate declaration is required from her



OR Enrol as a General Elector



Alternatively you can also opt to enrol as General Elector at place of posting, **if it's a peace station.**

You can remain a Service Voter of your native constituency or register as a General Voter at place of posting (if peace station posting).




Remember to get your name deleted as a Service Voter, when you enrol as a General Elector.


Casting your Valuable Vote : How To Fill The Ballot Paper

Service Voter

When there is an election in your native constituency, Returning Officer (RO) of your constituency will send you the postal ballot alongwith two envelopes, a declaration and instructions for voting.




Record your vote by placing clearly a mark X or ✓ opposite the name of the candidate of your choice on the ballot paper; your vote will be invalid if the mark does not clearly indicate your choice.



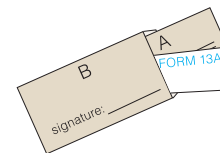
No postage stamp need be affixed by you. It may be noted that the ballot has to reach the RO before the time fixed for commencement of counting of votes which would be mentioned in the instruction sheet.



After closing the larger cover, send it to the RO by post or messenger.

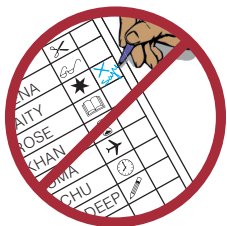


Give your full signature in the space provided on the cover marked 'B'. The serial number of ballot paper should be entered on the smaller envelope (**Form 13B**) in the column meant for it, if the same is not already entered by the RO before sending it to you.



Place the Declaration and also the smaller cover marked 'A' containing the ballot paper in the larger cover marked 'B', which already bears the address of the Returning officer.

Do not put your signature, any word, sign or any other mark on the ballot paper other than the mark required to record your vote



After recording your vote, place the ballot paper in the smaller cover marked 'A' sent with the ballot paper; close the cover and secure it by seal or otherwise



Sign the declaration in **Form 13A** in the presence of an officer appointed by the Commanding Officer of the Unit, ship or establishment. Remember to mention the serial number of the postal ballot in the declaration in the place meant for the same.



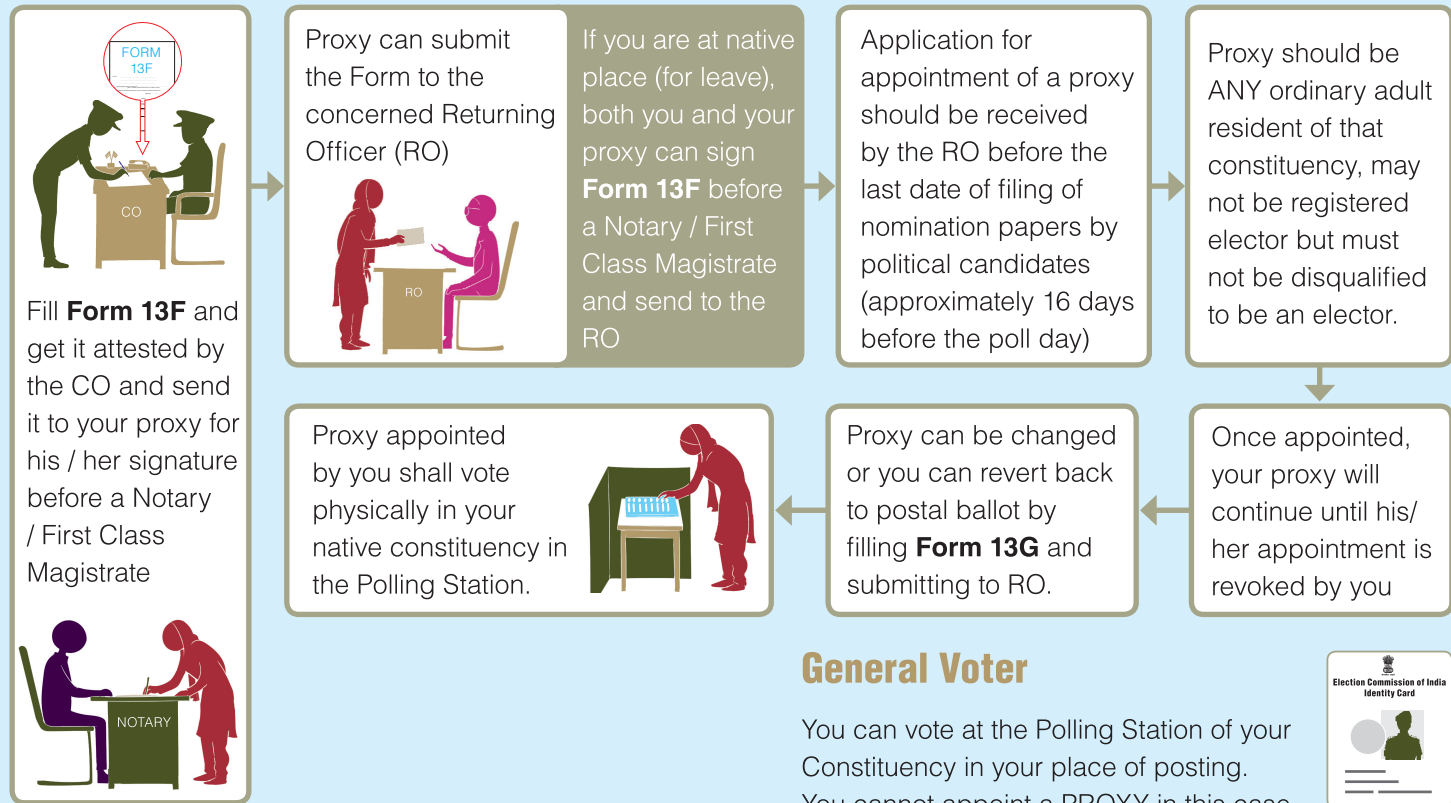
The officer will attest your signature and return the declaration to you; you must not show your ballot paper to the attesting officer nor tell him how you have voted

Your Vote shall be invalid if:

- ✓ If you vote for more than one candidate
- ✓ If the mark does not clearly indicate your choice, you mark in between two names
- ✓ If you put your signature, any word or sign on the ballot paper
- ✓ If the cover is not sealed/ pasted
- ✓ If the declaration in **Form 13A** is not found on opening the outer envelope
- ✓ If declaration in **Form 13A** does not carry your signature or attestation by competent officer


Classified Service Voter

Once you are registered as a Service Voter, you (if you are serving in armed forces or in a force to which Army Act applies) can opt for voting through PROXY as a Classified Service Voter, meaning, you can nominate somebody to vote in your place



General Voter

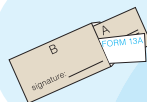
You can vote at the Polling Station of your Constituency in your place of posting.
You cannot appoint a PROXY in this case.



Keeping In Mind: Points to Remember



While wife
can be enrolled
in the part for
Service Voter,
husband/son/
daughter cannot
be enrolled



Do
not place the
declaration form 13A
inside the smaller envelope
which is meant only for the
marked postal ballot paper.
The declaration along with the
smaller envelope should be
kept inside the larger
envelope.


You can also
opt to enrol as
General Voter at
place of posting, if
it's a peace station
posting but
remember



No person can
be enrolled on more
than one electoral roll
i.e. when you enrol as a
service voter you have to
submit a declaration - that
you did not get enrolled
as a General Voter



**So get enrolled today
to vote in the next election!**



Founded in 1950, the **Election Commission** conducts the entire process of elections to the office of the President, Vice President, Parliament and the State Assemblies. In the performance of its functions ECI not only prepares, maintains and periodically updates the Electoral Rolls, supervises the nominations of candidates, registers political parties, monitors the election campaigns and funding of candidates, but also ensures active and aware electoral participation of the second largest population in the world through its SVEEP programme.

The Constitution of India grants its every eligible citizen, regardless of gender, religion, caste, education, socio economic status or location - a right to vote and every vote carries the same value. Hence, it becomes imperative for all citizens to actively partake in the electoral process, ensuring many other rights by utilizing the right to vote.

Systematic Voters' Education and Electoral Participation (SVEEP) is a programme to educate citizens, electors and voters about the electoral process and to enhance people's participation in the processes. SVEEP is based on a three-pronged strategy of

INFORMATION- To meet any gaps in information about the What, Where, When and How of registration and voting process

MOTIVATION- To plug the gaps in motivation among people, catering to the Why posed by the people

FACILITATION- To facilitate the citizens by making their electoral participation, easier, convenient and friendly.

CONTACT US: Help at Hand

Download requisite forms at www.eci.nic.in and find all the information you need at www.nvsp.in Also get updates, participate in exciting online competitions and win exclusive ECI merchandise on SVEEP Portal at www.ecisveep.nic.in



Systematic Voters' Education & Electoral Participation (SVEEP)

Election Commission of India

Nirvachan Sadan, Ashoka Road

New Delhi-110001

Telephone: 011-23717391-98 ext. 283, 314, 436